

Scaled data based on original data using
LM-79-08 Approved Method: Electrical and Photometric Measurements of Solid-
State Lighting Products

Test Report Prepared for
Cooper Lighting Solutions
(formerly Eaton)

Brand: McGRAW-EDISON

Report Number: P386020

Luminaire Tested: **GWC-SA1C-827-U-SL2-HSS**

Issue Date: 3/3/2020

Test Information

Test Method: LM-79-08
Report Number: P386020
TEST IS SCALED FROM IESNA LM-79-08 TEST DATA (G2-1903-205-21)
Test Lab: INNOVATION CENTER
Issue Date: 3/3/2020
Manufacturer: COOPER LIGHTING SOLUTIONS (FORMERLY EATON)
Product Line: MCGRAW-EDISON
Catalog Number: GWC-SA1C-827-U-SL2-HSS
Description: GALLEON WALL LUMINAIRE
(1) 80 CRI, 2700K, 1050mA LIGHTSQUARE WITH 16 LEDS AND TYPE II SPILL
LIGHT ELIMINATOR OPTICS WITH HOUSE SIDE SHIELD
Light Source: -
Ballast/Driver: ELECTRONIC DRIVER

Summary

Lumens per Lamp: N/A
Luminaire Lumens: 4599 lumens
Efficiency: N/A
Efficacy: 79.3 lumens/watt
Luminous Opening: Rectangular (W 0.5' x L: 0.5' x H: 0')
IES Classification: Type III - Medium
BUG Rating: B1 - U0 - G1

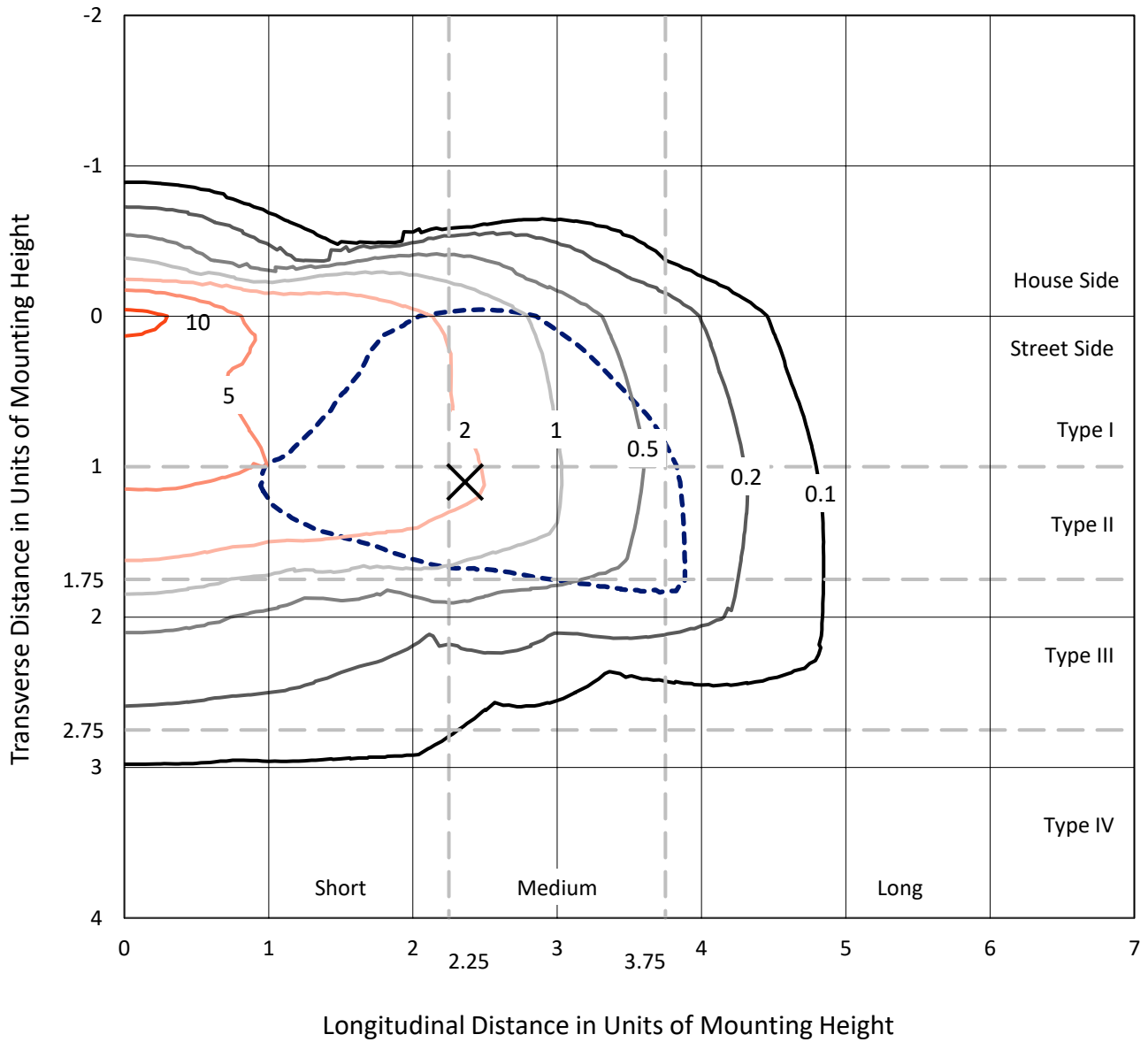
Input Watts (W): 58
Input Voltage (V): NR
Input Current (Ain): NR
Voltage Rise (V): NR
Power Factor: NR
Total Harmonic Distortion (THDi): NR
Frequency (hertz): 60
Stabilization Time: NR
Operation Time: NR
Ambient Temperature (°C): NR
Test Distance: 24 FT



REPORT NUMBER: P386020
 CATALOG NUMBER: GWC-SA1C-827-U-SL2-HSS

Iso-Footcandle Lines of Horizontal Illumination

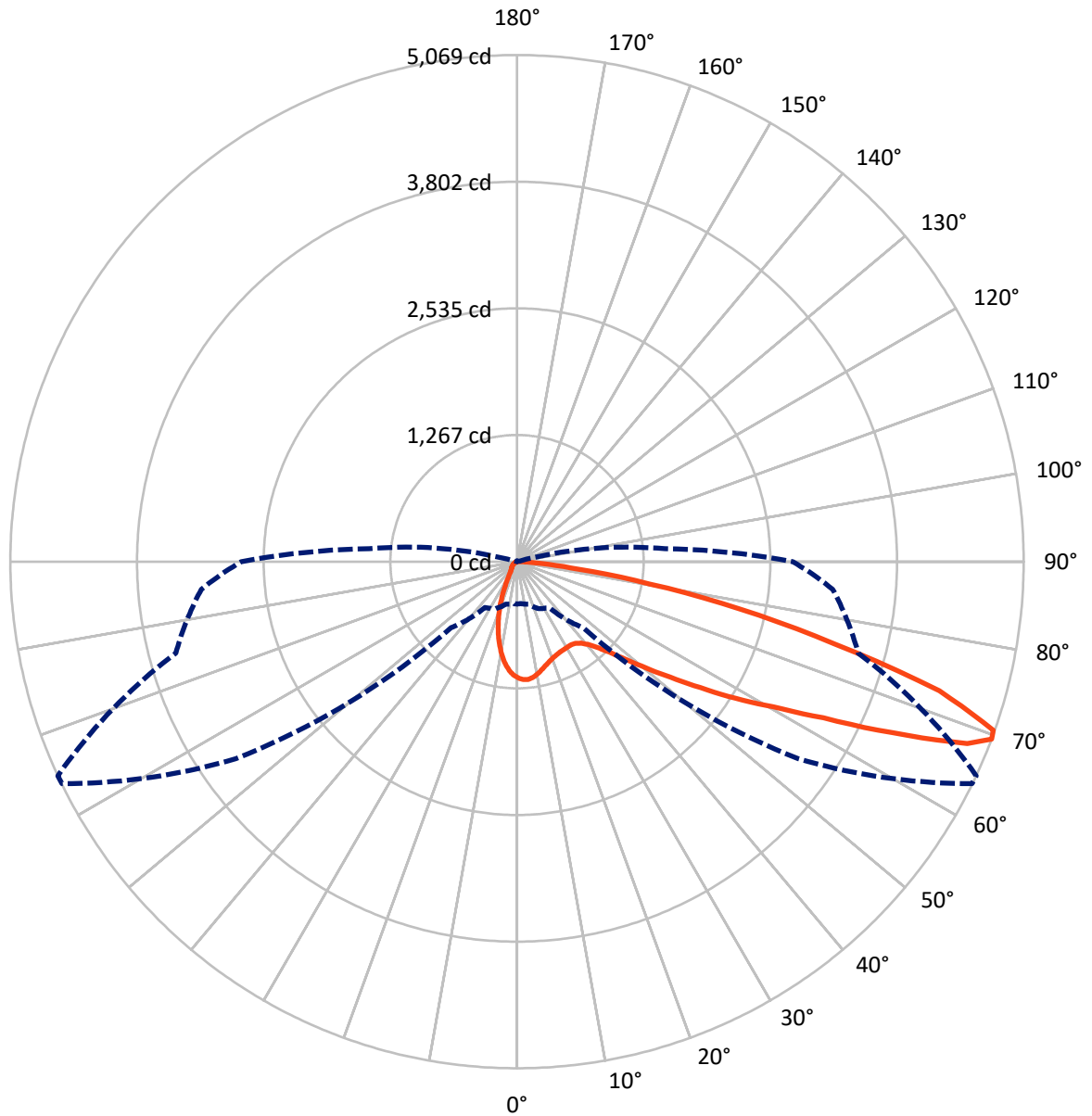
✕ Max cd
 - - - 1/2 Max cd



Based on 10 foot mounting height. Maximum calculated value = 11.6 fc
 Type III - Medium - N/A

REPORT NUMBER: P386020
CATALOG NUMBER: GWC-SA1C-827-U-SL2-HSS

Luminous Intensity Polar Plot



— Vertical Plane Through 65-Deg Lateral - - - Horizontal Cone Through 69-Deg Vertical

REPORT NUMBER: P386020
 CATALOG NUMBER: GWC-SA1C-827-U-SL2-HSS

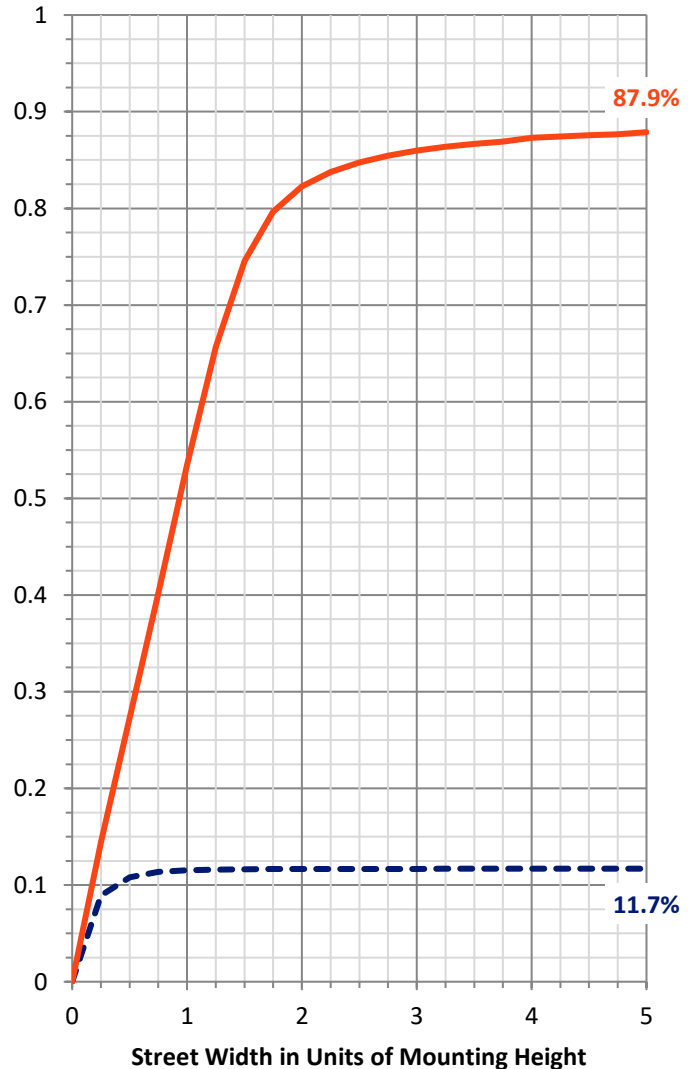
FLUX DISTRIBUTION:

		Downward	Upward	Total
House Side	Lumens	542.1	0.0	542.1
	% Fixture	11.8	0.0	11.8
Street Side	Lumens	4056.9	0.0	4056.9
	% Fixture	88.2	0.0	88.2
Total	Lumens	4599.0	0.0	4599.0
	% Fixture	100.0	0.0	100.0

ZONAL LUMENS:

Zone	Lumens	% Fixture
0°-10°	97.2	2.1
10°-20°	212.7	4.6
20°-30°	294.6	6.4
30°-40°	410.8	8.9
40°-50°	638.6	13.9
50°-60°	1025.1	22.3
60°-70°	1159.6	25.2
70°-80°	681.1	14.8
80°-90°	79.2	1.7
90°-100°	0.0	0.0
100°-110°	0.0	0.0
110°-120°	0.0	0.0
120°-130°	0.0	0.0
130°-140°	0.0	0.0
140°-150°	0.0	0.0
150°-160°	0.0	0.0
160°-170°	0.0	0.0
170°-180°	0.0	0.0
0°-90°	4599.0	100.0
0°-180°	4599.0	100.0

Coefficient of Utilization



REPORT NUMBER: P386020

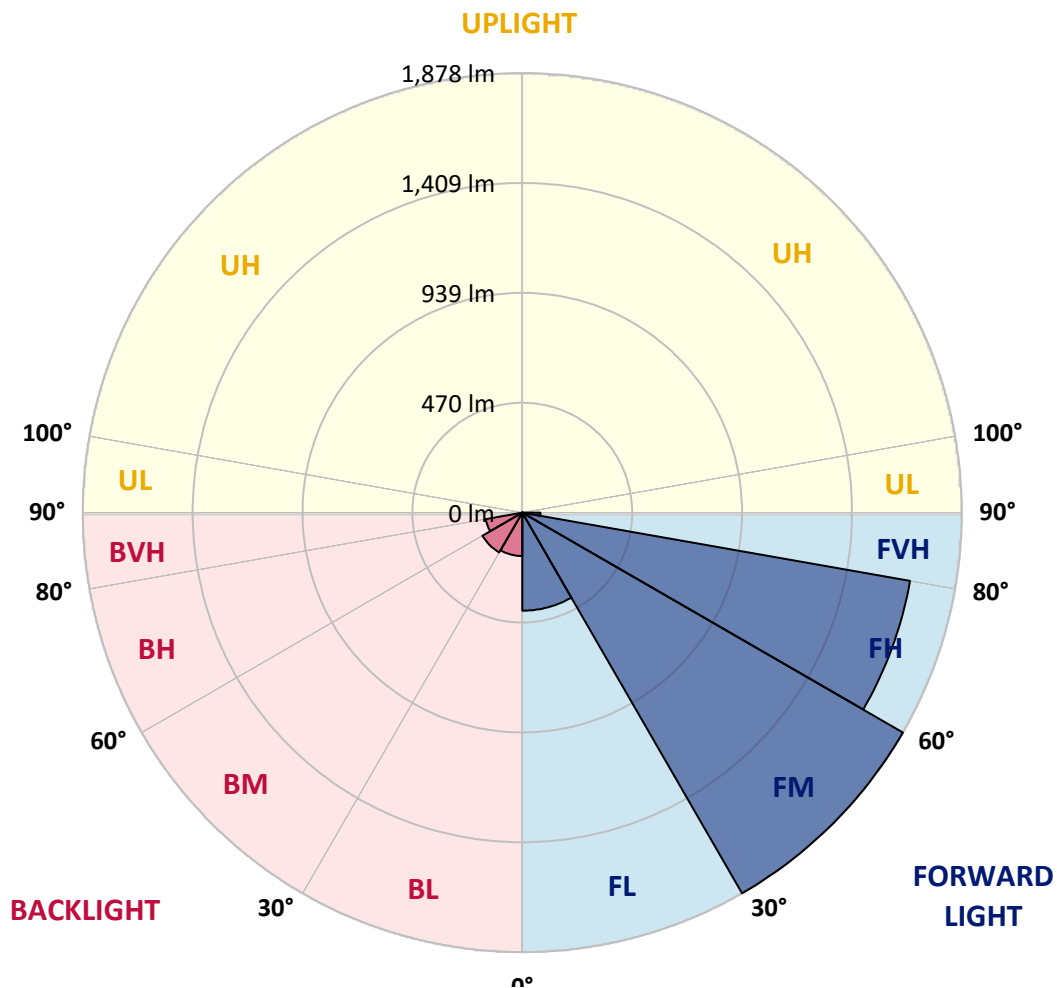
CATALOG NUMBER: GWC-SA1C-827-U-SL2-HSS

LUMINAIRE CLASSIFICATION SYSTEM LUMEN TABLE AND BUG RATING:

Zone	Lumens	% Fixture	Zone Rating/Lumen Limit		
			B	U	G
FL (0°-30°)	419.1	9.1			
FM (30°-60°)	1878.1	40.8			
FH (60°-80°)	1682.3	36.6			G1/1800
FVH (80°-90°)	77.4	1.7			G1/100
BL (0°-30°)	185.5	4.0	B1/500		
BM (30°-60°)	196.5	4.3	B0/220		
BH (60°-80°)	158.4	3.4	B1/500		G1/500
BVH (80°-90°)	1.8	0.0			G0/10
UL (90°-100°)	0.0	0.0		U0/0	
UH (100°-180°)	0.0	0.0		U0/0	

BUG Rating: B1-U0-G1

Type III Medium





REPORT NUMBER: P386020

CATALOG NUMBER: GWC-SA1C-827-U-SL2-HSS

CANDELA DISTRIBUTION (FULL):

	0°	5°	15°	25°	35°	45°	55°	64°	65°	75°	85°
0°	1162.2	1162.2	1162.2	1162.2	1162.2	1162.2	1162.2	1162.2	1162.2	1162.2	1162.2
2.5°	1172.5	1169.6	1171.9	1177.0	1179.5	1179.5	1181.4	1179.1	1179.9	1174.2	1166.1
5°	1099.1	1094.6	1101.1	1115.3	1132.8	1147.8	1170.0	1181.6	1182.8	1183.0	1173.5
7.5°	1020.1	1016.0	1025.6	1042.3	1064.9	1092.7	1131.4	1165.3	1167.2	1185.5	1178.5
10°	955.9	953.0	964.1	982.0	1008.4	1039.6	1087.1	1134.2	1139.8	1180.3	1177.7
12.5°	904.9	902.6	913.1	933.7	960.8	995.2	1044.8	1099.5	1107.1	1168.4	1173.9
15°	867.7	867.4	876.1	896.0	925.9	958.0	1008.8	1067.4	1076.2	1155.6	1173.3
17.5°	848.3	848.9	855.3	872.2	897.9	929.8	978.5	1040.4	1049.9	1144.1	1176.2
20°	846.3	846.9	850.4	860.0	880.8	909.0	953.8	1017.6	1027.5	1135.5	1180.9
22.5°	863.5	863.1	864.0	863.1	874.7	896.2	937.4	1000.1	1011.6	1129.9	1184.6
25°	896.3	895.8	895.4	888.2	880.4	891.9	930.6	990.1	1001.0	1125.8	1186.7
27.5°	942.1	941.7	941.1	929.2	905.9	898.7	931.4	986.4	995.6	1122.5	1186.3
30°	1002.2	1004.9	1004.2	987.6	951.2	919.5	939.5	984.5	992.5	1116.1	1182.2
32.5°	1072.9	1078.3	1082.6	1064.9	1019.3	960.8	958.4	986.6	992.5	1111.2	1174.8
35°	1146.2	1153.2	1169.0	1162.8	1102.8	1022.8	990.9	999.5	1004.4	1113.9	1171.3
37.5°	1218.4	1226.8	1261.0	1279.1	1212.2	1105.0	1041.5	1031.2	1033.7	1130.5	1175.2
40°	1302.3	1314.9	1366.9	1396.1	1342.8	1214.9	1117.2	1085.7	1086.7	1166.8	1193.3
42.5°	1412.4	1425.5	1481.7	1527.4	1489.9	1353.9	1220.0	1169.0	1168.0	1235.0	1235.9
45°	1546.7	1560.3	1618.5	1669.3	1652.4	1518.5	1351.5	1290.6	1289.4	1342.4	1316.7
47.5°	1698.9	1712.3	1764.3	1816.6	1834.9	1710.8	1519.1	1456.6	1453.9	1491.6	1441.4
50°	1829.5	1838.2	1886.1	1956.5	2039.1	1947.0	1727.5	1667.4	1664.4	1689.9	1624.6
52.5°	1877.0	1882.0	1930.7	2029.3	2235.2	2266.9	2001.3	1923.9	1921.7	1932.8	1868.4
55°	1780.8	1790.0	1849.7	1996.1	2341.5	2628.5	2346.9	2241.4	2225.3	2201.4	2123.3
57.5°	1518.9	1533.5	1597.7	1792.3	2291.9	2915.4	2854.8	2600.7	2576.9	2430.6	2330.6
60°	1138.0	1155.9	1209.3	1419.2	2027.0	3017.5	3409.9	3001.0	2947.5	2613.1	2521.1
62.5°	780.9	789.9	826.1	962.9	1492.8	2850.2	3874.2	3537.1	3439.4	2811.6	2727.2
65°	596.5	599.6	614.4	661.5	889.0	2315.2	4058.9	4244.5	4126.4	3049.1	2941.1
67.5°	480.7	478.1	498.6	565.9	595.3	1412.4	3843.4	4913.8	4858.5	3366.5	3156.3
69°	423.8	420.3	441.2	519.4	559.1	933.7	3435.9	5065.7	5069.2	3534.0	3171.1
70°	381.4	383.8	404.4	491.8	546.8	732.9	3046.7	5027.0	5054.6	3596.7	3082.3
72.5°	254.7	261.0	302.4	408.3	525.8	554.6	1839.6	4313.8	4420.0	3455.6	2644.5
75°	143.6	148.3	197.5	307.9	495.5	528.2	971.7	3178.1	3280.8	2889.7	2039.3
77.5°	70.4	73.0	111.7	198.7	414.3	503.2	551.1	2158.7	2276.1	1886.1	1153.4
80°	29.8	31.1	55.9	122.6	296.2	480.3	409.3	1328.6	1343.2	738.9	307.3
82.5°	11.5	11.9	23.5	76.5	188.2	374.4	342.3	629.9	614.8	139.1	70.1
85°	1.4	1.6	8.6	45.9	104.7	192.7	278.1	271.5	251.2	27.6	36.0
87.5°	0.0	0.0	0.6	14.0	31.1	90.3	144.6	112.7	101.6	9.0	18.7
90°	0.0	0.0	0.0	0.0	0.0	0.0	0.0	0.0	0.0	0.0	0.0



REPORT NUMBER: P386020
 CATALOG NUMBER: GWC-SA1C-827-U-SL2-HSS

CANDELA DISTRIBUTION (continued):

	90°	95°	105°	115°	125°	135°	145°	155°	165°	175°	180°
0°	1162.2	1162.2	1162.2	1162.2	1162.2	1162.2	1162.2	1162.2	1162.2	1162.2	1162.2
2.5°	1159.3	1157.3	1146.8	1131.6	1117.2	1099.3	1082.2	1071.9	1063.7	1058.3	1064.7
5°	1162.4	1153.8	1121.9	1081.0	1040.9	995.8	953.8	918.1	904.1	888.6	895.6
7.5°	1161.4	1145.2	1087.8	1015.1	941.5	865.4	793.4	737.9	709.1	680.9	688.1
10°	1156.5	1129.3	1042.3	934.5	824.3	715.0	612.8	535.2	491.8	452.5	458.1
12.5°	1145.8	1107.9	988.6	842.2	694.9	550.7	431.0	331.6	278.3	254.7	257.7
15°	1139.4	1087.1	931.8	748.8	556.8	383.6	263.5	196.0	171.6	163.9	164.8
17.5°	1136.3	1067.0	873.0	642.0	415.5	244.2	170.3	150.2	145.0	143.6	144.0
20°	1133.2	1046.8	812.5	536.3	286.3	164.2	139.9	134.1	132.1	130.4	130.8
22.5°	1127.9	1027.3	747.5	429.3	193.0	133.3	126.1	120.5	116.4	114.2	114.6
25°	1121.5	1006.9	681.1	319.7	140.9	118.9	112.1	104.1	99.2	95.4	95.6
27.5°	1111.2	981.8	612.6	232.7	118.3	106.4	97.3	88.5	80.4	75.9	75.9
30°	1096.8	953.4	536.5	166.6	106.1	94.2	83.1	72.2	63.4	59.4	59.0
32.5°	1080.8	923.8	459.7	126.3	96.3	82.7	70.1	58.6	50.8	47.5	47.3
35°	1067.2	891.9	383.0	105.9	86.6	71.6	57.8	48.1	41.8	39.1	38.9
37.5°	1058.5	860.0	308.3	94.6	77.8	61.3	48.5	39.7	35.2	33.1	32.9
40°	1057.1	836.2	239.9	86.0	69.7	52.2	40.5	33.7	29.6	27.2	27.0
42.5°	1074.8	822.6	184.1	78.8	61.3	44.2	34.4	28.8	24.5	22.2	22.0
45°	1121.3	826.9	141.7	72.4	52.9	37.4	29.2	23.9	20.0	18.3	17.9
47.5°	1206.2	856.5	112.7	66.0	45.0	31.7	24.9	19.8	16.5	14.8	14.6
50°	1357.2	925.9	94.2	59.0	37.6	27.0	20.6	16.2	13.4	11.9	11.7
52.5°	1557.6	1049.7	84.1	52.2	31.1	23.0	16.9	12.8	10.5	9.3	9.1
55°	1778.7	1199.5	77.5	44.8	25.5	19.1	13.4	10.1	8.2	7.2	6.8
57.5°	1994.5	1329.3	71.2	37.6	21.2	15.6	10.7	8.0	6.4	5.4	5.3
60°	2192.8	1448.6	64.0	30.2	17.3	12.3	8.4	6.2	5.1	4.1	4.1
62.5°	2405.1	1540.9	54.1	23.5	14.2	9.3	6.8	5.6	4.1	3.5	3.3
65°	2630.1	1609.4	42.4	18.3	11.1	7.0	5.6	5.8	3.3	2.5	2.3
67.5°	2796.3	1595.8	31.3	14.4	8.6	5.4	5.4	6.2	2.9	1.9	1.8
69°	2759.7	1485.0	26.3	12.5	7.4	4.7	5.1	6.2	2.7	1.8	1.6
70°	2653.6	1362.4	23.2	11.1	6.6	4.3	4.9	6.0	2.5	1.8	1.6
72.5°	2209.9	1026.1	18.1	8.4	5.3	3.5	4.1	5.3	2.5	1.8	1.4
75°	1662.3	656.8	13.8	6.0	3.9	2.7	3.1	3.9	2.5	1.6	1.4
77.5°	904.5	236.8	9.9	4.1	2.7	2.1	2.1	2.9	2.3	1.2	0.8
80°	232.6	59.5	6.2	2.7	2.1	1.6	1.4	1.9	1.4	0.2	0.0
82.5°	57.4	13.4	3.3	1.9	1.6	0.6	0.6	1.0	0.6	0.0	0.0
85°	31.5	6.6	2.1	1.4	0.8	0.0	0.0	0.2	0.0	0.0	0.0
87.5°	16.2	1.9	0.6	0.4	0.2	0.0	0.0	0.0	0.0	0.0	0.0
90°	0.0	0.0	0.0	0.0	0.0	0.0	0.0	0.0	0.0	0.0	0.0

Signify Classified - Internal
Cooper Lighting Solutions Photometric Lab
1121 Highway 74 South
Peachtree City, GA 30269

Scaled Data Report



Report Generated By 670245982

Signify Classified - Internal
Cooper Lighting Solutions Photometric Lab
1121 Highway 74 South
Peachtree City, GA 30269

Scaled Data Report



Signify Classified - Internal
Cooper Lighting Solutions Photometric Lab
1121 Highway 74 South
Peachtree City, GA 30269

Scaled Data Report



Signify Classified - Internal
Cooper Lighting Solutions Photometric Lab
1121 Highway 74 South
Peachtree City, GA 30269

Scaled Data Report



Signify Classified - Internal
Cooper Lighting Solutions Photometric Lab
1121 Highway 74 South
Peachtree City, GA 30269

Scaled Data Report



--- HS — SS

Signify Classified - Internal
Cooper Lighting Solutions Photometric Lab
1121 Highway 74 South
Peachtree City, GA 30269

Scaled Data Report



u

Signify Classified - Internal
Cooper Lighting Solutions Photometric Lab
1121 Highway 74 South
Peachtree City, GA 30269

Scaled Data Report



Signify Classified - Internal
Cooper Lighting Solutions Photometric Lab
1121 Highway 74 South
Peachtree City, GA 30269

Scaled Data Report



(END OF REPORT)